


How to use a Deflecto 588501 Nameplate holder as an artwork label without attaching it to the wall


STEP 1

Unpack the Velcro Strip




STEP 2

Cut the strip in half



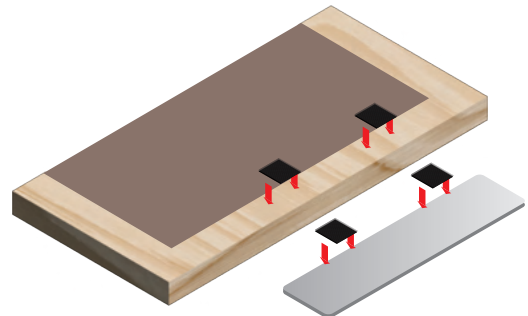
STEP 3

Separate the Hooks and Loops and cut the Hook sections in half again.



STEP 4

Remove the backing from the hook piece and attach to the artwork and holder



STEP 5

Print custom description on 53mm x 210mm (A4 width) paper and insert. Without removing the backing, connect the artwork and holder together.

